


















# Pan Head Machine Screws, Metric

**\*All fastener pictures will print out Actual Size in the catalog**

	<b>FA Num</b>	<b>Price</b>	<b>Description</b>
	FA 2530 A	\$ 0.30	M4-.70xxMM Pan Head Din 7985, Zinc
	FA 2513 A	\$ 0.35	M4-.70x10MM Pan Head Din 7985, Zinc
	FA 2514 A	\$ 0.35	M4-.70x16MM Pan Head Din 7985, Zinc
	FA 2515 A	\$ 0.35	M5-.80x8MM Pan Head Din 7985, Zinc
	FA 2516 A	\$ 0.35	M5-.80x10MM Pan Head Din 7985, Zinc
	FA 2517 A	\$ 0.35	M5-.80x12MM Pan Head Din 7985, Zinc
	FA 2518 A	\$ 0.40	M5-.80x16MM Pan Head Din 7985, Zinc
	FA 2519 A	\$ 0.40	M5-.80x20MM Pan Head Din 7985, Zinc
	FA 2520 A	\$ 0.45	M5-.80x25MM Pan Head Din 7985, Zinc
	FA 2521 A	\$ 0.40	M6-1.00x10MM Pan Head Din 7985, Zinc
	FA 2522 A	\$ 0.40	M6-1.00x12MM Pan Head Din 7985, Zinc
	FA 2523 A	\$ 0.45	M6-1.00x16MM Pan Head Din 7985, Zinc
	FA 2524 A	\$ 0.45	M6-1.00x20MM Pan Head Din 7985, Zinc
	FA 2525 A	\$ 0.50	M6-1.00x25MM Pan Head Din 7985, Zinc
	FA 2526 A	\$ 0.55	M6-1.00x30MM Pan Head Din 7985, Zinc
	FA 4051 C	\$ 0.35	M4.2-1.41x16MM Pan, Chrome(8x5/8)
	FA 4053 C	\$ 0.35	M4.2-1.41x25MM Pan, Chrome(8x1-1/8)